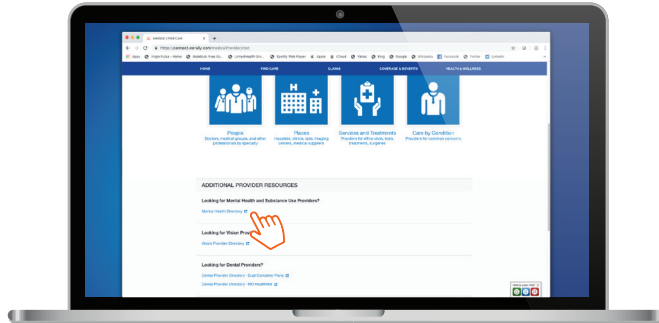
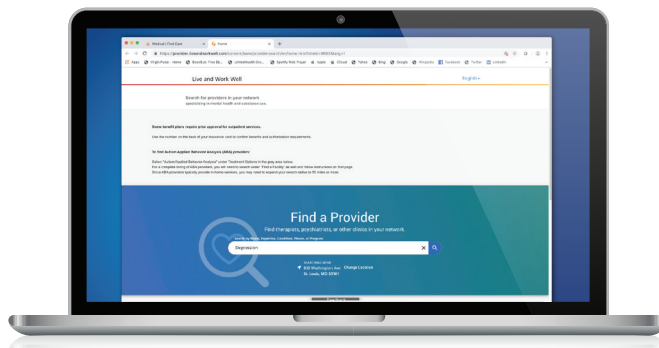


## Behavioral Health Provider Lookup Tool. (continued)



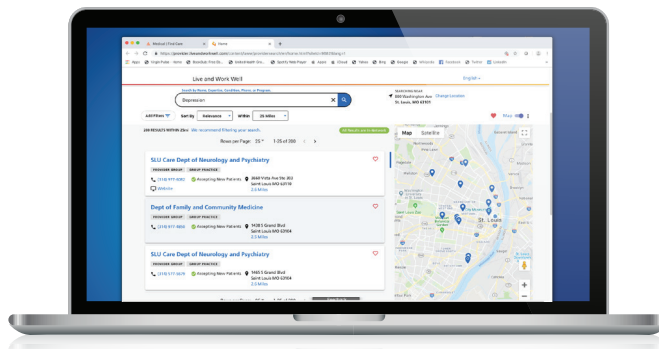
### Step 2:

Scroll down and click “Mental Health Directory”.



### Step 3:

Go to the Provider Lookup section. If you don't know a provider's name, search by condition or expertise.



### Step 4:

Then you can select your location and find a provider that works best for you.

## What to do if you get a bill for services.

Hospitals and doctors cannot bill members for covered services. Sometimes you will get a bill that should have been sent to us. If you get a bill you believe we should pay, call Member Services at **1-866-292-0359, TTY 711**. You may have to pay medical bills if you receive treatment from providers who are not part of the UnitedHealthcare Community Plan network or if you received services outside of the country.

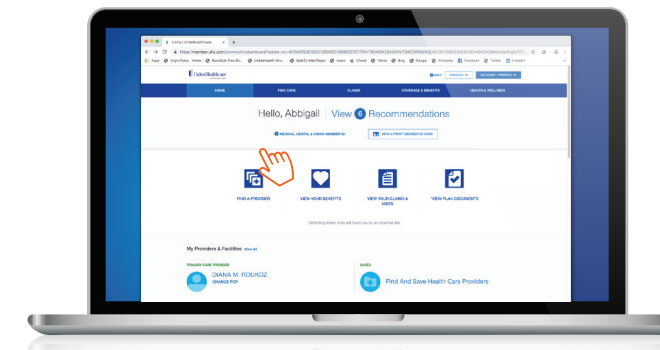
[myuhc.com/CommunityPlan](https://myuhc.com/CommunityPlan)



## How to use the Provider Lookup Tools.

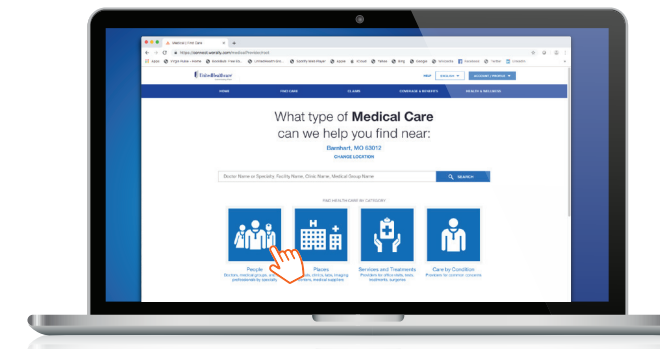
This document will guide you through the step-by-step or “click-by-click” process on how to use our Provider Lookup Tools and find a provider in our online directory.

## Primary Care Provider Lookup Tool.



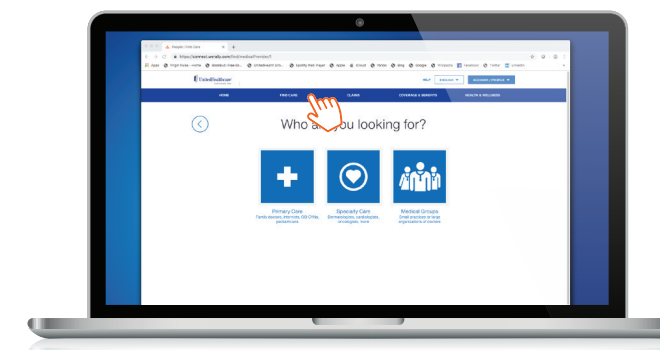
### Step 1:

When you sign in to [myuhc.com/CommunityPlan](https://myuhc.com/CommunityPlan), you'll click on “Find a Provider”.



### Step 2:

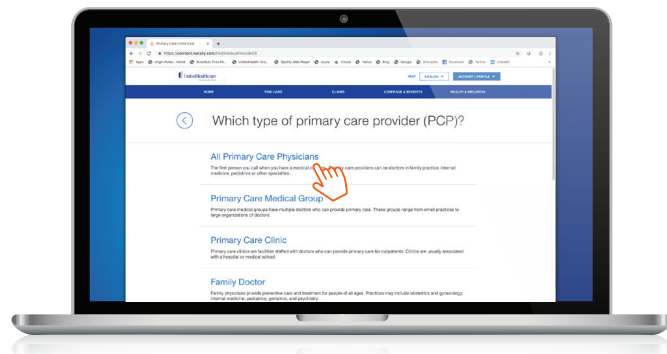
If you want to find a provider, select “People”. This screen also allows you to search by place, service, treatment and care by condition.



### Step 3:

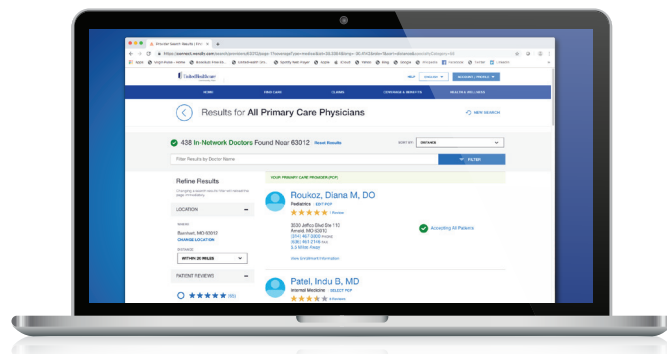
Choose who you are looking for by clicking “Primary Care” to find your provider. You can also continue to search by specialty care or medical groups.





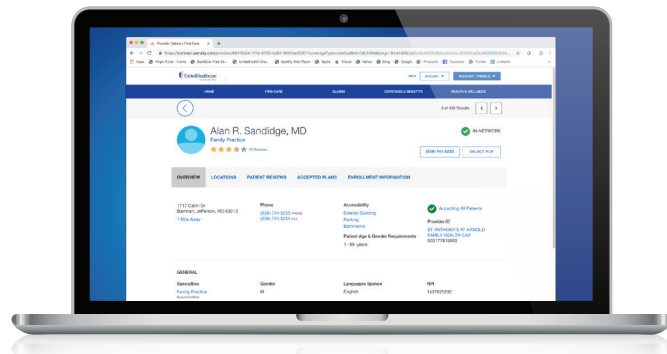
### Step 4:

Members can then select “All Primary Care Physicians” to get a full list of the primary care physicians located near you.



### Step 5:

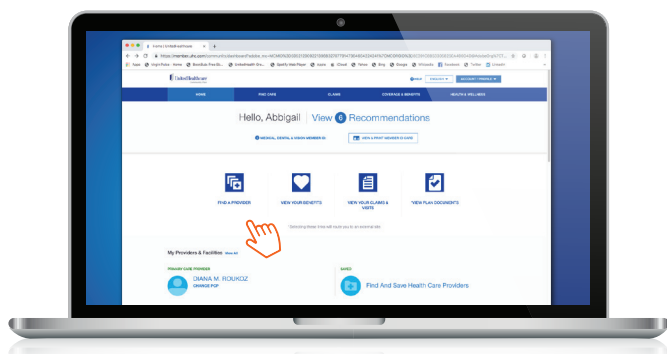
Results of all Primary Care Physicians near you that are also in network will be shown. This result will also show you if there are physicians that may no longer be accepting patients.



### Step 6:

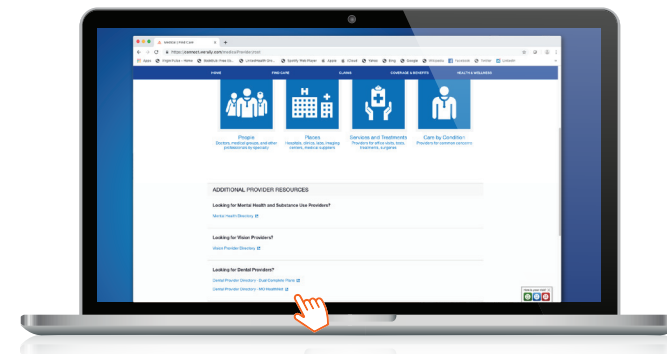
You can select a provider to find out more information about his or her location and phone number shown to make an appointment.

## Dental Provider Lookup Tool.



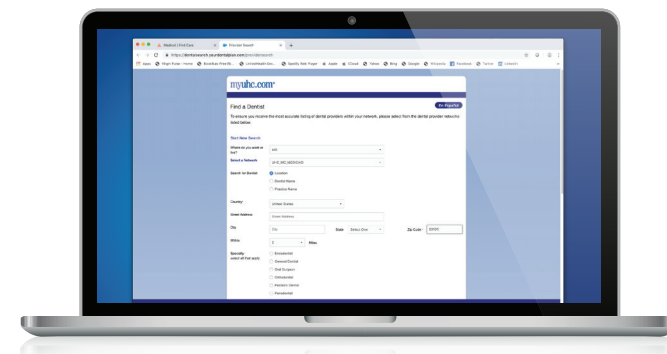
### Step 1:

When you sign in to myuhc.com/CommunityPlan, you'll click on “Find a Provider”.



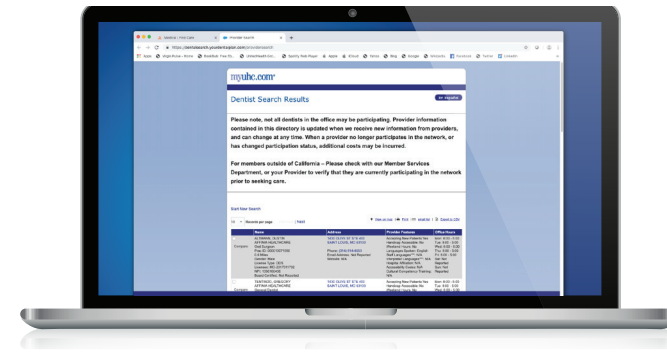
### Step 2:

Scroll down to dental provider lookup and click on “MO HealthNet”.



### Step 3:

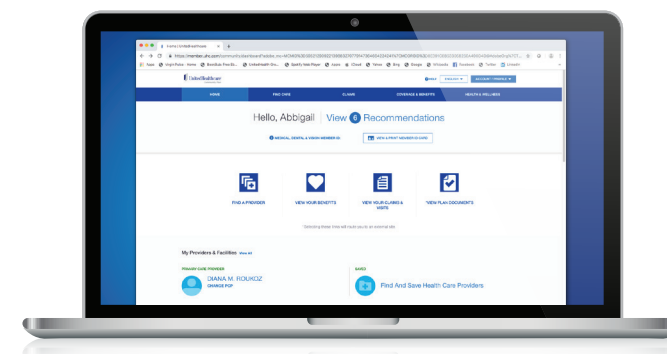
Make your selections and search for Location, Dentist Name or Practice Name to begin your search.



### Step 4:

Members can then view and compare a list of dentist providers.

## Behavioral Health Provider Lookup Tool.



### Step 1:

When you sign in to myuhc.com/CommunityPlan, you'll click on “Find a Provider”.